Baldwins
CRANE HIRE LIMITED

DEMAG AC1000-9/2 TELESCOPIC MOBILE CRANE

THE UK'S LARGEST BOOM ON CRANE

MAXIMUM USABILITY- MORE HOOK TIME
MORE BOOM LENGTH - MORE CAPACITY

UP TO 100M TELESCOPIC BOOM - NEW 12M X 12M OUTRIGGER BASE
126M LUFFING BOOM - 2 ENGINES - RECOVERY POWER PACK

RISQS AUDITED · UVDB Verify Verified · Constructionline Part of Capita plc · UKAS · Building Confidence Accredited · CPA · FORS · Avetta · safecontractor APPROVED

Road travel

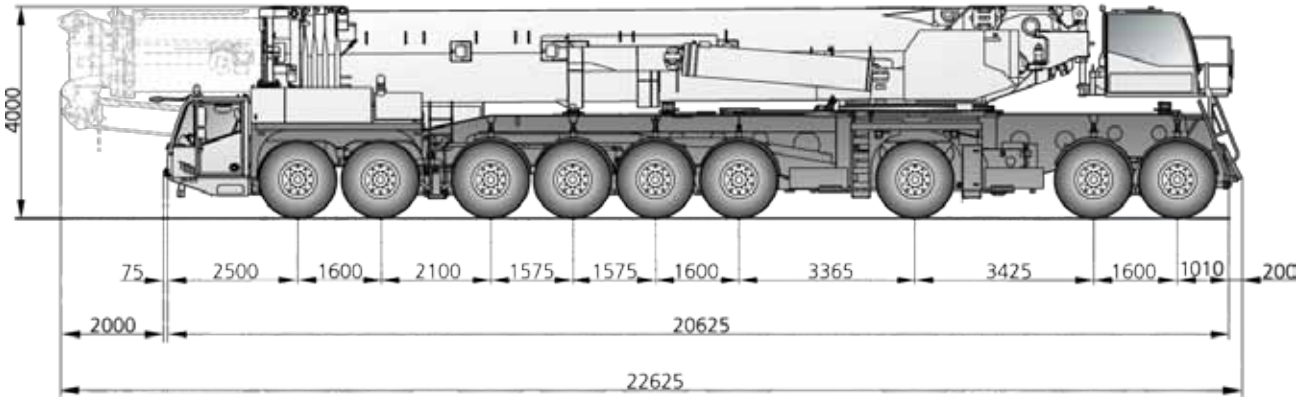
4000
75
2500
1600
2100
1575
1575
1600
3365
3425
1600
1010
200
2000
20625
22625

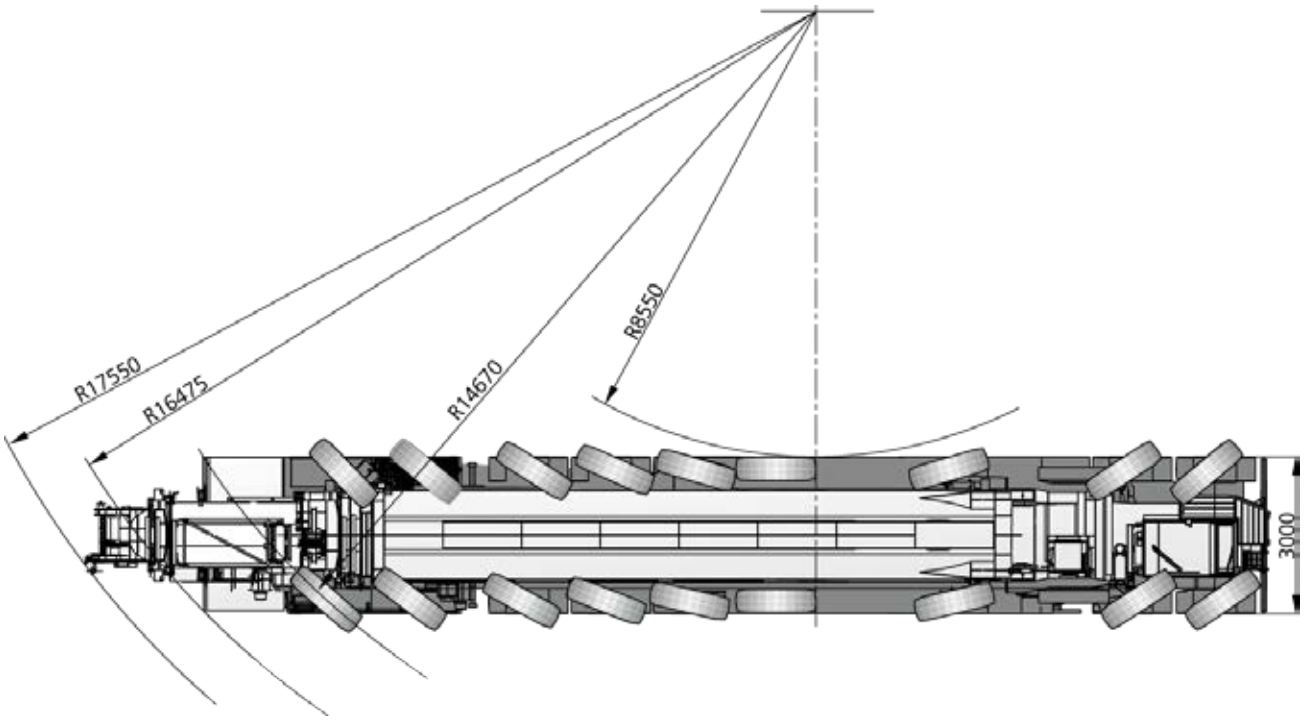
R17550
R16475
R14670
R8550
3000

Lifting operation ·

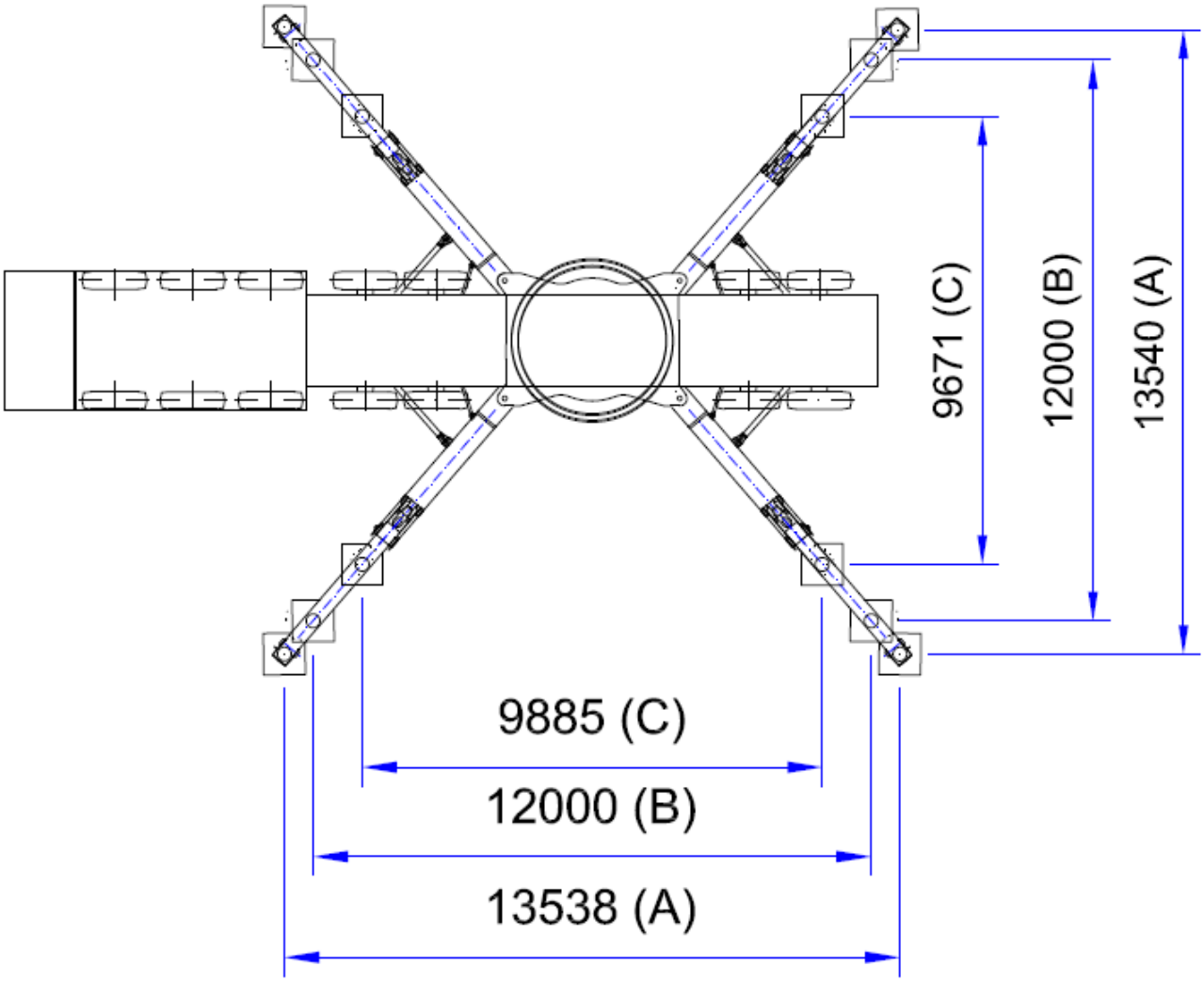

OUTRIGGER BASES TO CHOOSE FROM:

A - 13.54m x 13.538m
B - 12.0m x 12.0m (NEW)
C - 9.671m x 9.885m

HA /-SSL (HA50)

AC 1000-9

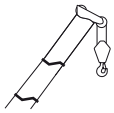

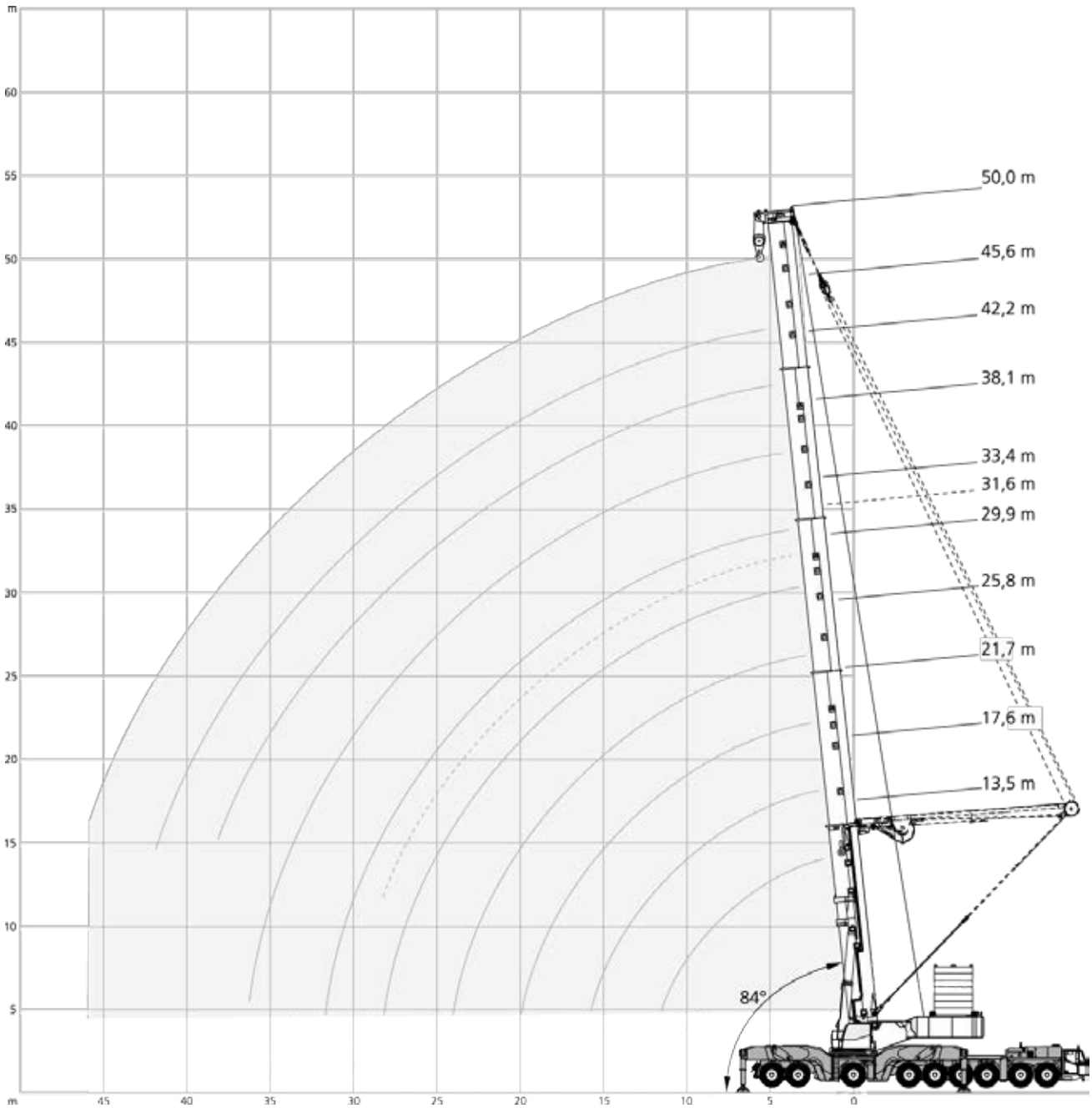

228 t	12.0 m x 12.0 m						360°				ISO
	13,5 m	17,6 m	21,7 m	25,8 m	29,9 m	33,4 m	38,1 m	42,2 m	45,6 m	50,0 m	
m	t	t	t	t	t	t	t	t	t	t	m
	1200,0*	-	-	-	-	-	-	-	-	-	
3	363,0	363,0	-	-	-	-	-	-	-	-	3
4	363,0	361,0	363,0	-	-	-	-	-	-	-	4
5	363,0	349,0	358,0	356,0	351,0	-	-	-	-	-	5
6	331,0	332,0	331,0	330,0	318,0	292,0	-	-	-	-	6
7	301,0	302,0	302,0	301,0	290,0	264,0	238,0	-	-	-	7
8	276,0	277,0	276,0	275,0	266,0	241,0	218,0	197,0	-	-	8
9	254,0	255,0	255,0	254,0	242,0	225,0	200,0	183,5	158,5	-	9
10	235,0	237,0	236,0	226,0	225,0	209,0	189,0	170,0	149,0	134,0	10
12	205,0	206,0	206,0	202,0	193,0	177,0	166,5	153,0	134,5	120,0	12
14	-	178,5	178,0	179,0	172,0	152,0	143,5	136,0	123,0	110,5	14
16	-	152,0	155,0	154,0	151,0	135,0	126,5	118,5	111,5	101,5	16
18	-	-	135,5	134,5	134,0	118,0	114,0	106,5	100,0	92,3	18
20	-	-	118,5	119,0	118,5	107,0	101,5	97,5	91,7	83,2	20
22	-	-	-	107,0	106,0	98,9	92,3	88,3	84,4	76,5	22
24	-	-	-	96,9	95,7	91,2	83,8	80,8	77,2	70,9	24
26	-	-	-	-	86,1	84,3	76,2	74,7	70,6	65,4	26
28	-	-	-	-	72,2	77,4	70,9	68,6	65,8	59,9	28
30	-	-	-	-	-	70,0	66,7	63,8	61,1	56,2	30
32	-	-	-	-	-	59,5	62,6	59,4	56,7	52,6	32
34	-	-	-	-	-	-	57,7	55,0	53,4	49,1	34
36	-	-	-	-	-	-	50,7	51,1	50,2	46,3	36
38	-	-	-	-	-	-	46,1	47,7	47,0	43,9	38
40	-	-	-	-	-	-	-	-	43,7	41,6	40
42	-	-	-	-	-	-	-	-	40,2	39,3	42
44	-	-	-	-	-	-	-	-	-	36,9	44
46	-	-	-	-	-	-	-	-	-	34,4	46

168 t	12.0 m x 12.0 m						360°				ISO
	13,5 m	17,6 m	21,7 m	25,8 m	29,9 m	33,4 m	38,1 m	42,2 m	45,6 m	50,0 m	
m	t	t	t	t	t	t	t	t	t	t	m
3	363,0	363,0	-	-	-	-	-	-	-	-	3
4	363,0	361,0	363,0	-	-	-	-	-	-	-	4
5	360,0	349,0	358,0	356,0	351,0	-	-	-	-	-	5
6	325,0	325,0	325,0	324,0	318,0	292,0	-	-	-	-	6
7	295,0	296,0	295,0	294,0	290,0	264,0	238,0	-	-	-	7
8	270,0	271,0	271,0	270,0	266,0	241,0	218,0	197,0	-	-	8
9	249,0	250,0	250,0	249,0	242,0	225,0	200,0	183,5	158,5	-	9
10	228,0	229,0	229,0	226,0	225,0	209,0	189,0	170,0	149,0	134,0	10
12	185,0	186,0	188,0	187,0	186,5	177,0	166,5	153,0	134,5	120,0	12
14	-	157,0	157,5	156,5	156,0	152,0	143,5	136,0	123,0	110,5	14
16	-	135,0	135,0	134,0	133,5	132,5	126,5	118,5	111,5	101,5	16
18	-	-	118,0	117,0	116,5	115,5	114,0	106,5	100,0	92,3	18
20	-	-	104,5	103,5	102,5	102,0	101,5	97,5	91,7	83,2	20
22	-	-	-	92,7	91,8	91,1	90,4	88,3	84,4	76,5	22
24	-	-	-	83,9	83,3	82,0	82,2	80,8	77,2	70,9	24
26	-	-	-	-	75,7	74,3	74,9	74,2	70,6	65,4	26
28	-	-	-	-	70,1	68,0	68,3	67,6	65,8	59,9	28
30	-	-	-	-	-	63,3	62,7	62,0	61,1	56,2	30
32	-	-	-	-	-	57,7	57,8	57,5	56,7	52,6	32
34	-	-	-	-	-	-	53,6	54,3	53,4	49,1	34
36	-	-	-	-	-	-	49,4	50,6	49,8	46,3	36
38	-	-	-	-	-	-	46,1	47,3	46,4	43,9	38
40	-	-	-	-	-	-	-	-	43,4	41,6	40
42	-	-	-	-	-	-	-	-	40,2	39,3	42
44	-	-	-	-	-	-	-	-	-	36,9	44
46	-	-	-	-	-	-	-	-	-	34,4	46

* Capacity class · Tragfähigkeitsklasse · Classe de capacité · Classe di portata · Clase de capacidad · Classe de capacidade · Класс грузоподъемности

DEMAG®
A TEREX BRAND

228 t	0° / 15° / 30°	12.0 m x 12.0 m	360°	ISO

m	21,7 m t	25,8 m t	29,9 m t	31,6 m t	33,4 m t	38,1 m t	42,2 m t	45,6 m t	50,0 m t	m
4	363,0	-	-	-	-	-	-	-	-	4
5	360,0	337,0	327,0	317,0*	-	-	-	-	-	5
6	324,0	325,0	312,0	304,0*	302,0*	289,0*	-	-	-	6
7	294,0	295,0	296,0	290,0*	285,0*	273,0*	265,0**	262,0**	-	7
8	269,0	270,0	271,0	271,0*	268,0	257,0*	249,0**	246,0**	240,0**	8
9	247,0	249,0	250,0	250,0*	249,0	240,0*	232,0**	230,0**	225,0**	9
10	229,0	230,0	231,0	232,0*	231,0	225,0*	216,0*	213,0**	210,0**	10
12	198,5	200,0	199,0	196,0	195,0	195,5*	191,5*	187,0*	180,0*	12
14	174,0	176,5	177,0	176,0	172,0	168,0	167,0*	165,5*	162,5*	14
16	148,5	150,5	151,5	152,0	151,0	150,5	144,0	144,0*	144,5*	16
18	129,0	131,0	132,0	132,5	131,0	132,0	131,5	128,5	126,5*	18
20	111,5	115,5	116,5	117,0	115,5	116,5	115,5	115,0	115,0	20
22	-	103,0	104,0	104,0	103,0	104,0	103,0	102,5	103,0	22
24	-	92,9	93,6	94,0	92,7	93,7	92,7	92,3	92,5	24
26	-	-	84,9	85,3	84,0	84,9	83,9	83,5	83,7	26
28	-	-	77,1	78,0	76,6	77,4	76,4	76,0	76,2	28
30	-	-	-	-	70,3	71,0	70,0	69,5	69,7	30
32	-	-	-	-	-	65,4	64,4	63,9	64,1	32
34	-	-	-	-	-	60,5	59,5	58,9	59,1	34
36	-	-	-	-	-	56,3	55,2	54,6	54,7	36
38	-	-	-	-	-	52,5	51,4	50,8	50,8	38
40	-	-	-	-	-	-	-	47,3	47,4	40
42	-	-	-	-	-	-	-	44,3	44,2	42
44	-	-	-	-	-	-	-	-	41,4	44
46	-	-	-	-	-	-	-	-	38,9	46

168 t	0° / 15° / 30°	12.0 m x 12.0 m	360°	ISO

m	21,7 m t	25,8 m t	29,9 m t	31,6 m t	33,4 m t	38,1 m t	42,2 m t	45,6 m t	50,0 m t	m
4	363,0	-	-	-	-	-	-	-	-	4
5	352,0	337,0	327,0	317,0*	-	-	-	-	-	5
6	317,0	318,0	312,0	304,0*	302,0*	289,0*	-	-	-	6
7	288,0	289,0	290,0	290,0*	285,0*	273,0*	265,0**	262,0**	-	7
8	263,0	265,0	265,0	266,0*	265,0	257,0*	249,0**	246,0**	240,0**	8
9	242,0	244,0	244,0	245,0	244,0	240,0*	232,0**	230,0**	225,0**	9
10	224,0	226,0	226,0	227,0	226,0	225,0*	216,0*	213,0**	210,0**	10
12	182,0	184,0	185,0	186,0	184,5	185,5	184,5	184,0*	180,0*	12
14	151,0	153,5	154,5	155,0	153,5	155,0	154,0	153,5	154,0*	14
16	128,5	131,0	132,0	132,5	131,0	132,0	131,0	131,0	131,0	16
18	111,5	113,5	114,5	115,0	113,5	115,0	113,5	113,5	113,5	18
20	98,3	100,0	100,5	101,0	100,0	101,0	100,0	99,7	100,0	20
22	-	89,1	89,7	90,2	88,9	90,0	88,9	88,5	88,8	22
24	-	80,1	80,6	81,0	79,7	80,7	79,7	79,3	79,5	24
26	-	-	73,0	73,3	72,0	73,0	71,9	71,5	71,7	26
28	-	-	66,7	66,9	65,5	66,3	65,3	64,9	65,1	28
30	-	-	-	-	59,9	60,7	59,6	59,2	59,4	30
32	-	-	-	-	-	55,7	54,7	54,2	54,4	32
34	-	-	-	-	-	51,4	50,4	49,9	50,0	34
36	-	-	-	-	-	47,7	46,6	46,0	46,2	36
38	-	-	-	-	-	44,4	43,3	42,6	42,7	38
40	-	-	-	-	-	-	-	39,6	39,7	40
42	-	-	-	-	-	-	-	37,0	36,9	42
44	-	-	-	-	-	-	-	-	34,5	44
46	-	-	-	-	-	-	-	-	32,3	46

0° * 15° ** 30°

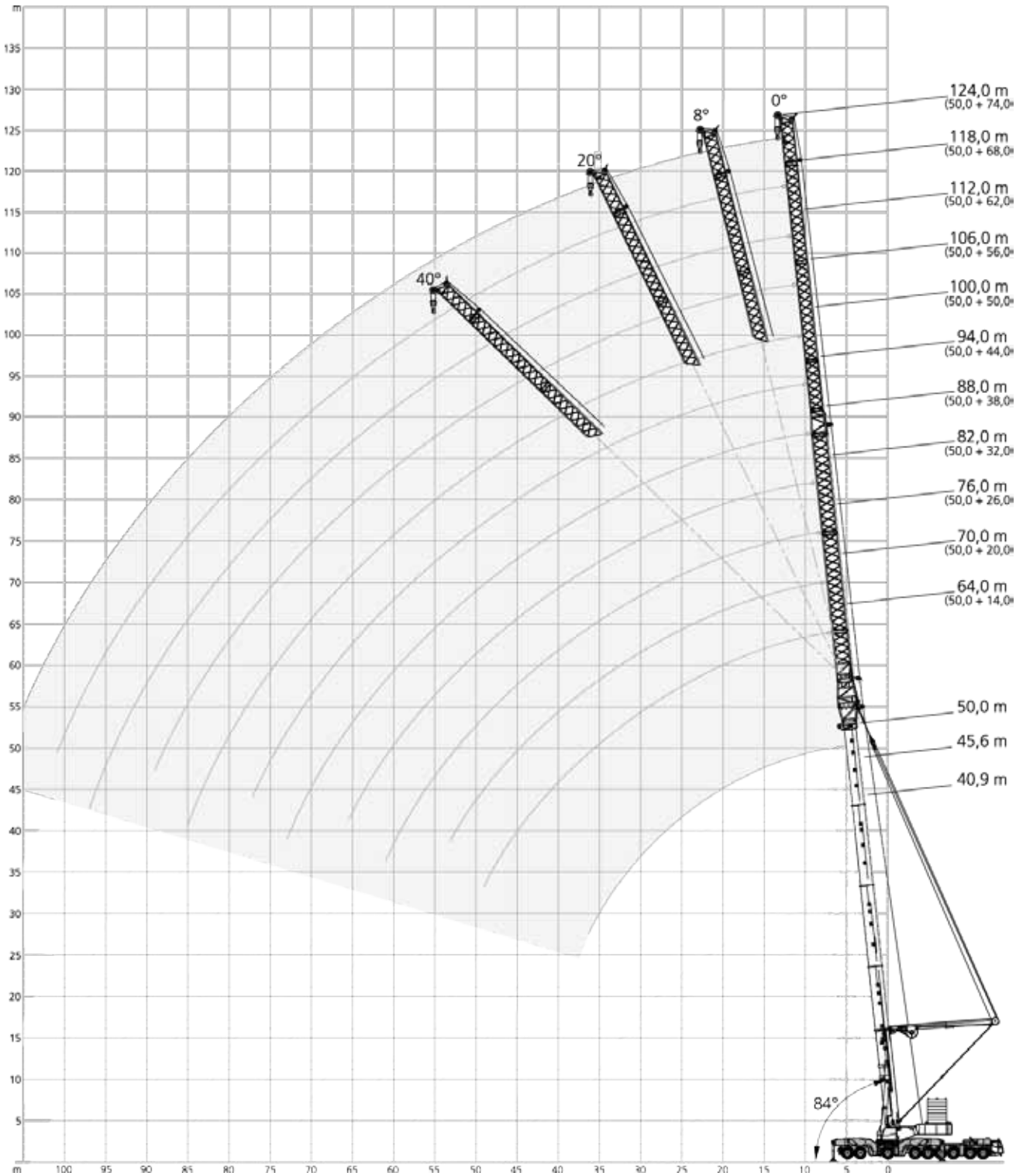
m
135
130
125
120
115
110
105
100
95
90
85
80
75
70
65
60
55
50
45
40
35
30
25
20
15
10
5
m
100
95
90
85
80
75
70
65
60
55
50
45
40
35
30
25
20
15
10
5
0
40°
20°
8°
0°
84°
124,0 m
118,0 m
112,0 m
106,0 m
100,0 m
94,0 m
88,0 m
82,0 m
76,0 m
70,0 m
64,0 m
50,0 m
45,6 m
40,9 m

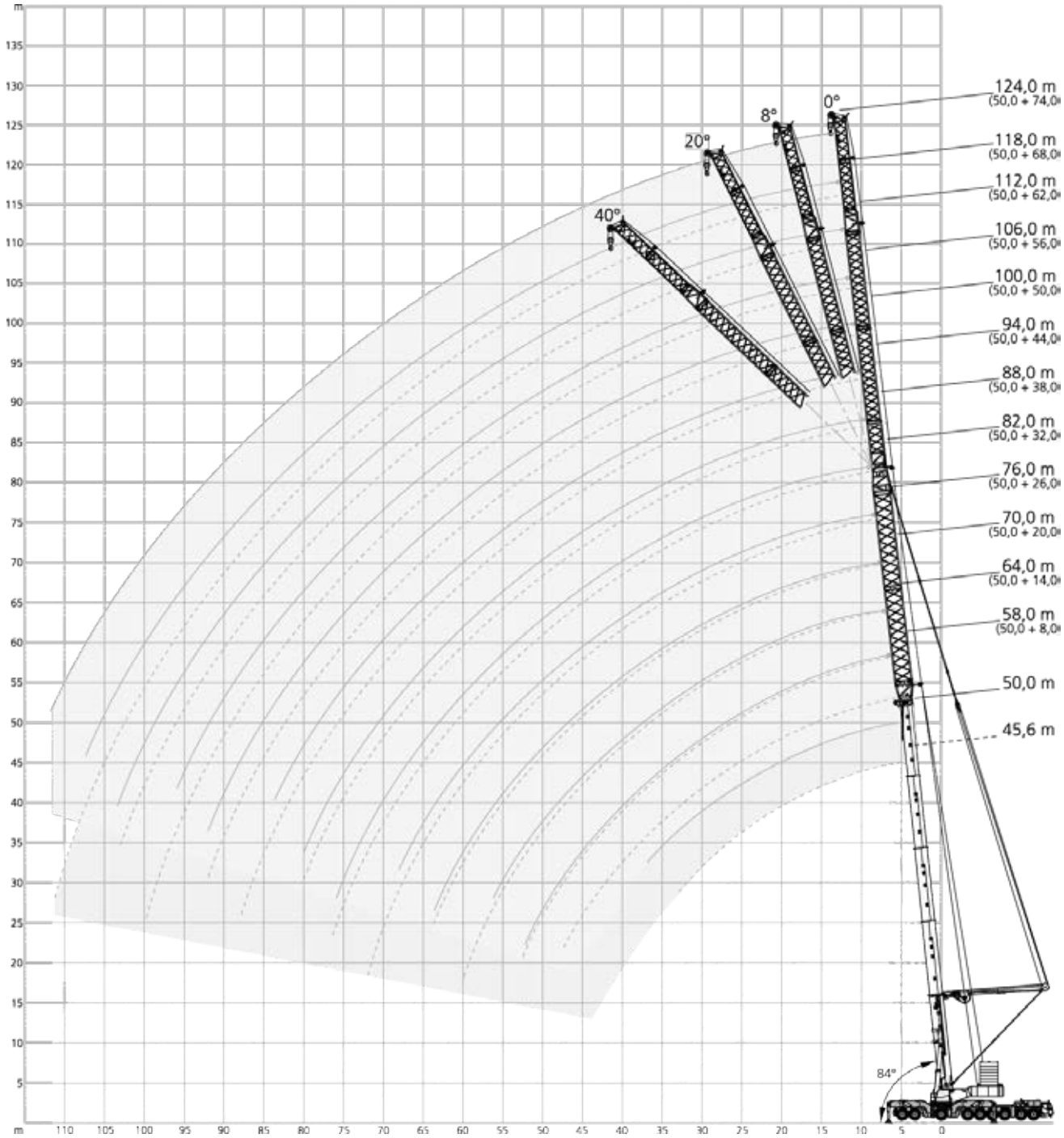
m
135
130
125
120
115
110
105
100
95
90
85
80
75
70
65
60
55
50
45
40
35
30
25
20
15
10
5
m
110
105
100
95
90
85
80
75
70
65
60
55
50
45
40
35
30
25
20
15
10
5
0
40°
20°
8°
0°
84°
124,0 m
(50,0 + 74,0
118,0 m
(50,0 + 68,0
112,0 m
(50,0 + 62,0
106,0 m
(50,0 + 56,0
100,0 m
(50,0 + 50,0
94,0 m
(50,0 + 44,0
88,0 m
(50,0 + 38,0
82,0 m
(50,0 + 32,0
76,0 m
(50,0 + 26,0
70,0 m
(50,0 + 20,0
64,0 m
(50,0 + 14,0
58,0 m
(50,0 + 8,0
50,0 m
45,6 m

WIHI-SSL (HA50)

AC 1000-9

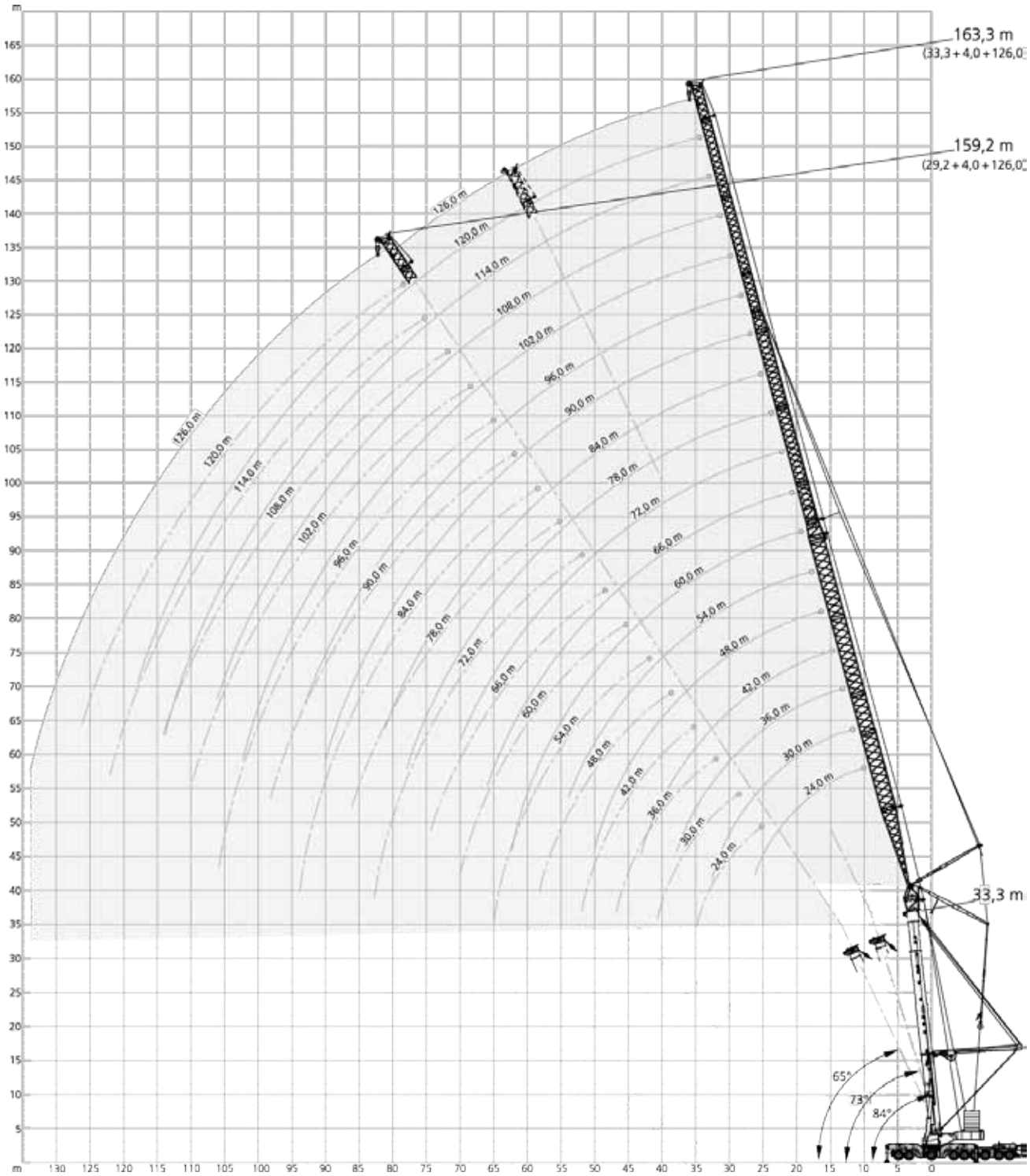

DEMAG®
A TEREX BRAND

WIHI-VA-SSL (HA50)

AC 1000-9

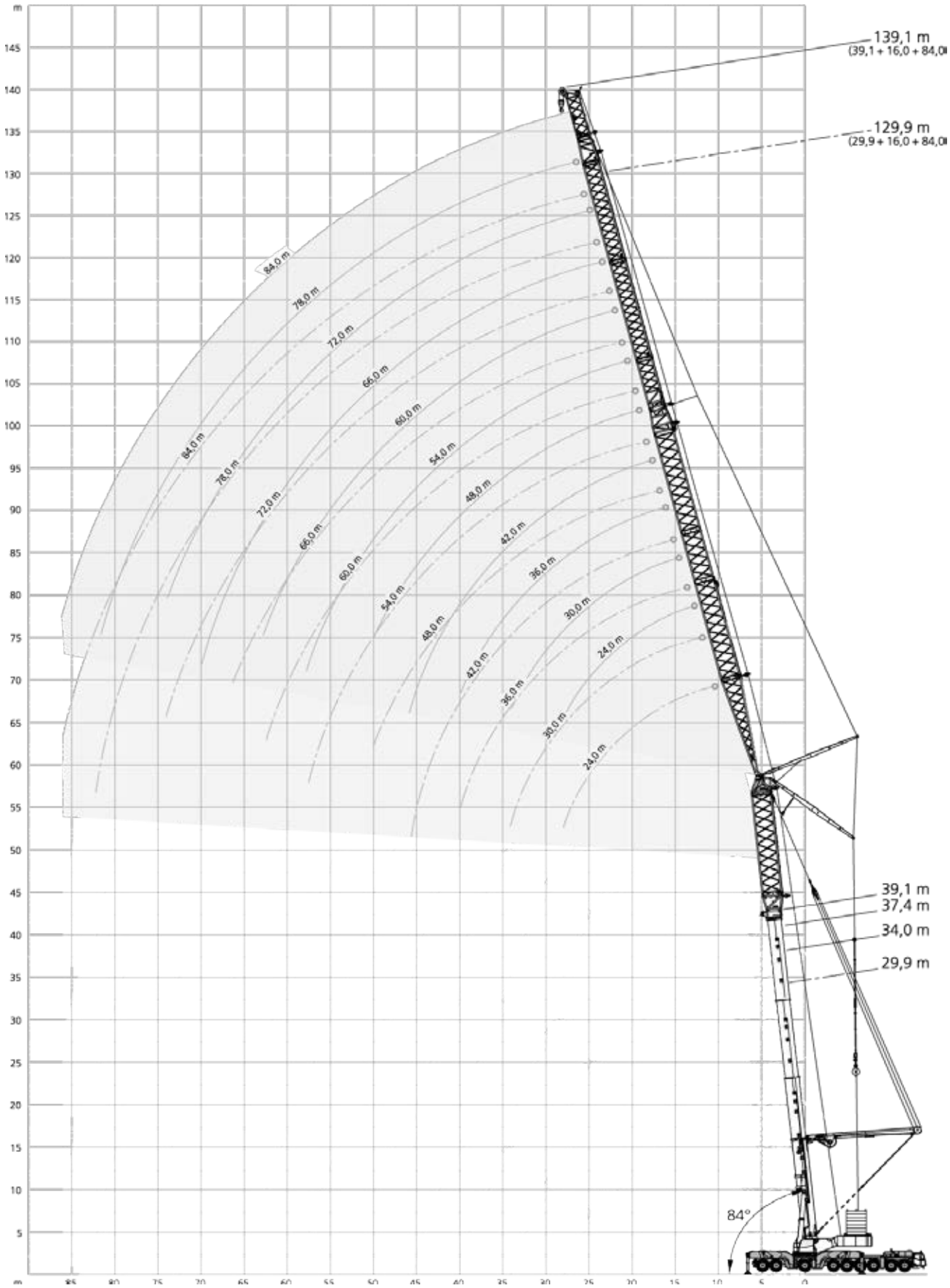

HA /-SSL (HA100)

AC 1000-9

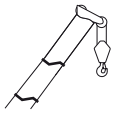

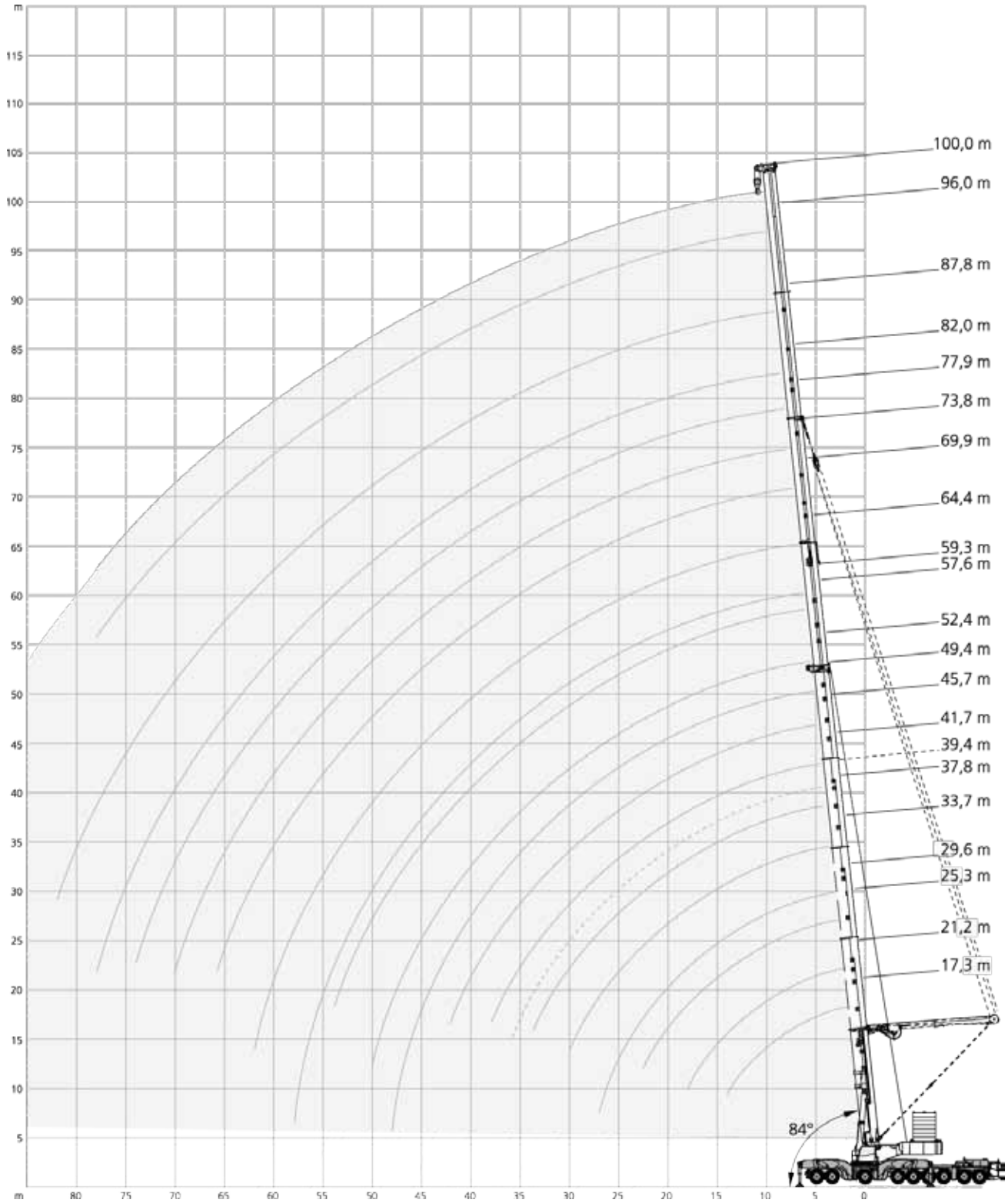

DEMAG
A TEREX BRAND

F / -A / -SSL (HA100)

AC 1000-9

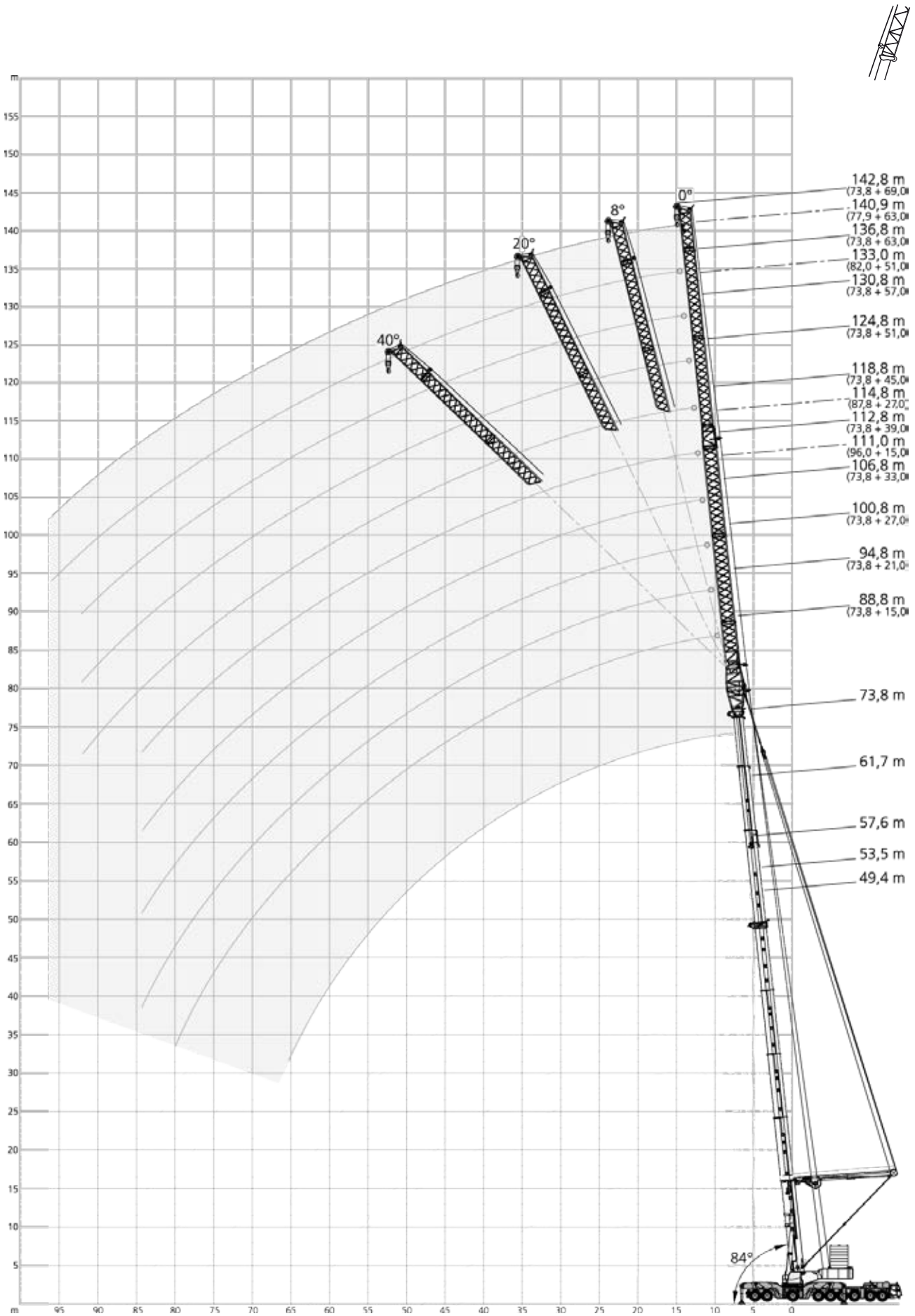

DEMAG®
A TEREX BRAND

LF / -A / -SSL (HA100)

AC 1000-9

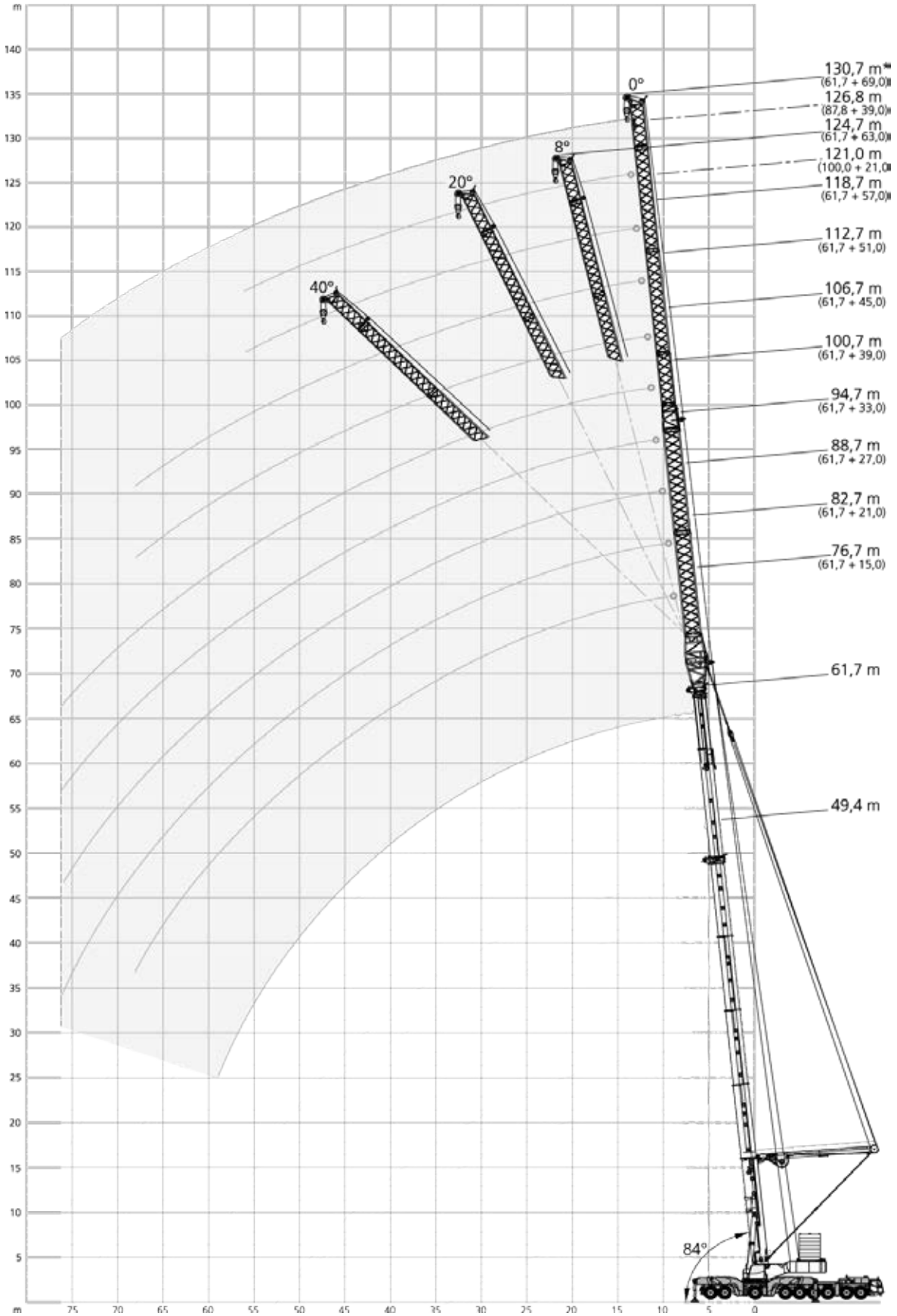

* not offsetable · nicht abwinkelbar · Non inclinable · Non inclinabile · No angulable · não articulável · несмещаемый (удлинитель)

LWIHI /-SSL (HA100)

AC 1000-9

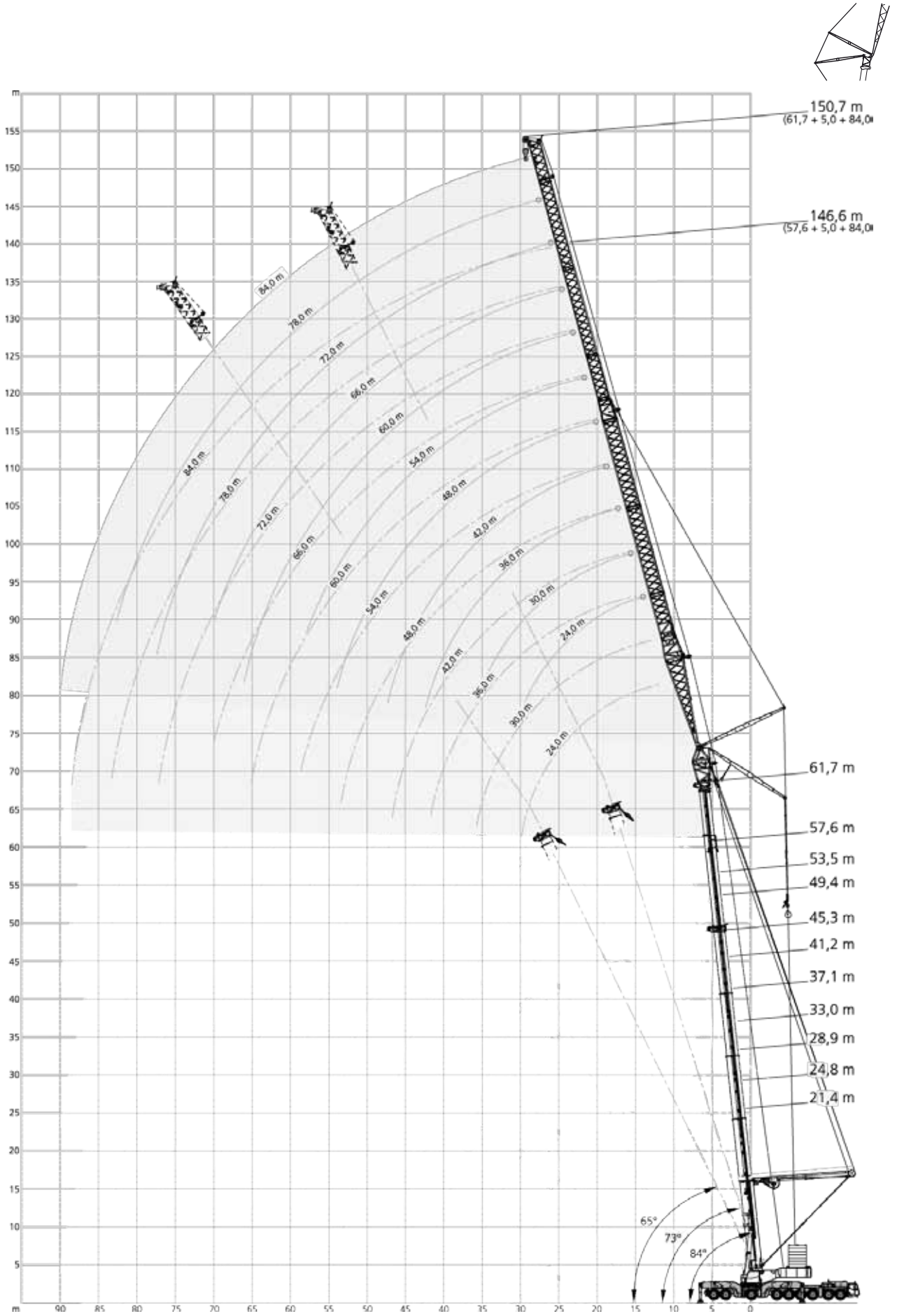

Basic machine

Equipment carrier

Engine 480-3a	MTU; Output 480 kW (653 HP) at 1800 1/min, torque 2800 Nm at 1300 1/min, certifications in accordance with EURO MOT 3a, TIER 3, CARB.
Fuel tank 730	730 l Diesel (no RME / Biodiesel).
Transmission TC-HD	ZF TC-Tronic HD (heavy-duty); Automated gearbox with integrated torque converter and hydraulic retarder, 12 forward speeds and 2 reverse; Selectable longitudinal lock included in transfer case.
Axles 18 x 8 x 18	18 x 8 x 18; 9 axles, axles 2, 3, 5, 6 driven and equipped with selectable transverse lock, all axles steered, axle 6 liftable.
Suspension	Hydropneumatic suspension with axle load compensation; Hydraulically lockable; Manual or automatic levelling alternatively.
Steering	Dual circuit hydro semiblock steering with emergency steering pump; Active rear axle steering (axles 6-9) with different steering programs.
Brakes	Pneumatic dual circuit service brake, acting on all wheels; Disc brakes; Hydraulic retarder integrated into transmission as wearless, sustained-action brake; Additional exhaust brake and constant choke valve; Spring-loaded parking brake.
Wheels 38595 170F	385/95R25 (14.00R25); Steel rims 9,5-25/1,7 ET70; 170F.
Cab 2880	Type 2.88 m; Adjustable driver seat with seat heating, armrests and pneumatic suspension; Steering wheel height and tilt adjustable; Co-driver's seat; Power door windows; Tinted glass; Radio-preparation.
Heating engine-dependant	Engine-dependant warm water heating with 12 kW heating power.
Aircondition	Aircondition for carrier cab with 7 kW cooling power.
Drive lights	With low beam, upper beam.
Cruise control	Automatic speed control including automatic brake control.
Rear view camera	Optical display in carrier cab.
Central lubrication	Central auto lube for all lubrication points at carrier.
Electronic immobiliser system	Prevents uncontrolled carrier mobilisation; Incl. 2 electronic keys and 4 ignition keys.
Jump starting device	Jump starting installation designed to make it possible to jump-start using a separate source of power.
Contour safety marking	Continuous reflective strips on the sides of the chassis and on the rear.

Equipment superstructure

Telescopic boom HA50	13.5 m - 50 m; Single cylinder telescoping system, automatic telescoping; Attachments for all equipment and extensions; 10 sheaves integrated in boom head for max. capacity of 269.9 t.
Preparation for SSL	Preparations on main boom and hydraulic system of the basic machine for later sideways superlift (SSL) retrofit; Without programming and acceptance.
Boom luffing	2 luffing cylinders with automatic lowering brake valve.
Rotary drive	2 slewing gear units with spring-loaded multi-disc brake; Different operating modes selectable.
H1	Hoist with spring-loaded multi-disc brake; Rope twist prevention; Resolver (hoist rotation indicator)
Counterweight system 48 t	48 t (base and side frames); Self rigging with semiautomatic rigging system, rigging storage on carrier front; Expandable to max. 228 t.
Outriggers	X-4-Point design; 4 outriggers telescopic; Vertical and horizontal movement fully hydraulic; Manual or automatic levelling alternatively; 2 outrigger bases.
Outrigger pads	4 square outrigger pads A = 0.81 m^2.
Outrigger quick connection X	Hydraulic bolt extractors and hydraulic and electric quick couplings for fast (dis-) assembly.
Outrigger load indicator	Displayed in LMI crane cab.
Outrigger basis monitoring	Individual monitoring of horizontal stroke; Deviation warning in crane cab.
Drive	Hydraulic system with power control; Hydraulic oil cooler.
Control system	Enabling 4 simultaneous working movements; Electric pilot controls via 2 two-axis joysticks; Different control modes selectable for hydraulic circuits.
Operator aids	IC-1, with integrated electronic load moment indicator in accordance with EN13000; Color display; Displaying of current operating conditions, load charts, fault indicator; Signal lights indicating LMI-load; Crane data logger.
Working range limiter	Displaying and programmability of the work range limits by IC-1.
Hook height indication	Displaying and programmability of the hook height by IC-1.
Cab 1100	Type 1.10 m; Tilt infinitely variable 20°; Seat heating; Sliding window in door and rear; Fold-out front window; Extendable side pedestal, foldable front pedestal; Handrails; Tinted safety glass; Pull-down sun visor and light curtains; Radio-preparation.
Heating engine independant	Engine independant warm water heating system with 5 kW heating power; With timer and remote start.
Aircondition	Aircondition in crane cab with 7 kW cooling power.
Xenon work floodlight	Out of crane cab adjustable xenon floodlight, at front support boom base section.
Central lubrication	Automatic central lubrication system superstructure.
Hoist monitoring 1	Monitoring H1 by a camera system with separate display in crane cab.
Anemometer	Removable, to be used with all extensions.

Additional equipment

Carrier

Engine 480-3b	MTU; Output 480 kW (653 HP) at 1800 1/min, torque 3000 Nm at 1300 1/min; Certifications in accordance with EURO MOT 3b, TIER 4i, CARB; Exhaust system complete stainless steel with SCR catalyser.
Fuel tank 730-95	730 l Diesel, 95 l Ad-Blue (no RME / Biodiesel).

Superstructure

Telescopic boom HA100	Additional inner sections for insertion in HA50; 17.3 m - 100 m; Attachments for all equipment and extensions; 6 sheaves integrated in boom head for max. capacity of 168.4 t; Incl. platforms at main boom head HA50 supporting assembly work.
Quick connection HA	Hydraulic bolt extractors and hydraulic and electric quick couplings for fast main boom (dis-) assembly; Incl. switchable suspension calibration for light travel configurations without HA.
S1-HA50	Heavy lift attachment, stage 1; 4 additional sheaves = 14 sheaves integrated in boom head HA50 with max. capacity of 363.0 t.
S1-HA100	Heavy lift attachment, stage 1; 3 additional sheaves = 9 sheaves integrated in boom head HA100 with max. capacity of 245.0 t.
SSL	Sideways Superlift; Capacity increasing boom guy support.
Hoist (H0)	Hoist; Spring-loaded multi-disc brake; Rope twist prevention; Resolver (hoist rotation indicator); Incl. quick couplings; Bolt-mounted to superstructure frame; Enables self rigging of the counterweight frame and the counterweight.
2. hoist (H2)	2. hoist; With spring-loaded multi-disc brake; Rope twist prevention; Resolver (hoist rotation indicator); Incl. quick couplings; Integrated in counterweight baseframe; Required for luffing jib operation (WIHI).
3. hoist (H3)	3. hoist; With spring-loaded multi-disc brake; Rope twist prevention; Resolver (hoist rotation indicator); Incl. quick couplings; Integrated in counterweight baseframe; Enables 2-hook operation on specific luffing jib configurations; Not to be used for WIHI luffing; Only together with H2.

Handling

HR	Hydraulic winch for reeving assistance.
Fall-from-height protection system boom base section	Working at height fall-arrest system at the main boom base section.
Fall-from-height protection system boom base section + SSL	Working at height fall-arrest system at the main boom base section and SSL.
Fall-from-height protection WIHI126A	Rail system as fall-from-height protection for the lattice-type components WIHI126A; Incl. personal protection gear against falling: 2 safety harnesses, 1 nylon rope 1,8 m, 1 self retracting lifeline (Bornack), 1 telescopic carabiner.

Extensions

WIHI126A	126 m; Luffing jib; Complete building set; With increments 6 m; With integrated manual offset section 8°/20°/40°; 8-sheave and 2-sheave head; Incl. platforms at main boom head HA50 supporting assembly work; Includes F74 (HA50) and SF74 (HA50). Attention, optional Adapter HA100 required for F69 (HA100), LF69 (HA100) and LWIHI84 (HA100); Only together with H2.
VA 16 m	12 m lattice boom section; Together with adapter from the luffing jib results in 16 m variable extension; Enables elevated mount of the luffing jib (WIHI) with HA50.
Windrunner	2.5 m windrunner; 4-sheave; For configurations HA50 / MS WIHI-VA16-SSL.

Hook Blocks

Hook block 400-15-26-D	400-15-26-D (4400 kg); Hook block with ramshorn hook; White with red signal stripes.
Hook block 320-11-26-D	320-11-26-D (3500 kg); Hook block with ramshorn hook; White with red signal stripes.
Hook block 250-9-26-D	250-9-26-D (2800 kg); Hook block with ramshorn hook; White with red signal stripes.
Hook block 200-7-26-D	200-7-26-D (2600 kg); Hook block with ramshorn hook; White with red signal stripes.
Hook block 160-5-26-D	160-5-26-D (2200 kg); Hook block with ramshorn hook; White with red signal stripes.
Hook block 100-3-26-D	100-3-26-D (1800 kg); Hook block with ramshorn hook; White with red signal stripes.
Hook 15-0V-E	15-0V-E (660 kg); Single hook with vertical swivel; Red.

Further additional equipment on request!

Weight data may deviate from posted values based on road / travel configuration, equipment configuration, and component weight tolerances.

DEMAG®
A TEREX BRAND